






















FMS 30 TECHNICAL INFORMATION

Shape		Dimensions (in.)	min Ø (in.)	Rolls
	1	1-1/2x1-1/2x3/16	24	A,E
	2	1-3/8x1-3/8x3/16	24	A,E
	3	2x1/4	24	A
	4	2x1/4	24	A
	5	2x1/4	24	A
	6	2x3/8	24	A
	7	3-1/8x5/8	28	A
	8	1.18x1.18	47	A
	9	Ø1.2	47	B
	10	Ø2.4x.08	35	B
	11	1.9x.08	35	B
	12	2x1.2x.12	28	B
	13	-	-	-
	14	1.6x1.6x.12	350	B
	15	UNP50 2x1x.2	47	B
	16	UNP50 2x1x.2	47	B
	17	-	-	-
	18	-	-	-
	19	-	-	-
	20	-	-	-
	21	-	-	-
Section Modulus	cm³	-		
Motor Power	H.P.	1		
Roll Diameter	in.	Ø5.4 Ø5.2 Ø5.2		
Shaft Diameter	in.	Ø1.37 Ø1.18 Ø1.18		
Bending Speed	in./min	83		
Weight	lb.	440		
WxLxH	in.	34x29x59		