






















FMS 42 TECHNICAL INFORMATION

Shape		Dimensions (in.)	min Ø (in.)	Rolls
	1	2x2x.218	24	A,E
	2	1.6x1.6x.156	24	A,E
	3	2x2x.25	20	A
	4	2.5x1-3/16	24	A
	5	-	-	-
	6	2x5/16	24	A
	7	2-1/2x19/32	10	A
	8	1.0x1.0	20	A
	9	Ø1.10	12	B
	10	Ø2x.07	55	B
	11	Ø1.33x.102	20	B
	12	1.2x.375x.06	16	A,D
	13	-	-	-
	14	1.6x1.6x.08	47	A,D
	15	(2x1x.196)	20	A,D
	16	UNP50 (2x1x.2)	20	A,D
	17	-	-	-
	18	-	-	-
	19	-	-	-
	20	-	-	-
	21	-	-	-
Section Modulus	cm³	-		
Motor Power	H.P.	1.5		
Roll Diameter	in.	Ø5.511		
Shaft Diameter	in.	Ø1.57		
Bending Speed	in./min	100		
Weight	lb.	900		
WxLxH	in.	47x37x57		