






















PRO 100 TECHNICAL INFORMATION

Shape		Dimensions (in.)	min Ø (in.)	Rolls
	1	4x4x1/2	40	A,E,F
	2	4x4x3/8	40	A,E
	3	4x7/16	40	A
	4	3-1/2x3/8	40	A
	5	4x7/16	40	A
	6	4x3/4	40	A,F
	7	6-5/16x1-3/8	32	A,F
	8	2-3/8	30	A,F
	9	Ø 3	32	B
	10	Ø 5x12ga	56	B
	11	Ø 4x (sch.40)	40	B
	12	4x1-1/2x5/32	52	B
	13	-	-	-
	14	3-1/8x3-1/8x3/16	60	B
	15	6-5/16	32	A,D,F
	16	6-5/16	32	A,D,F
	17	-	-	-
	18	3-3/16	24	A,D,F
	19	-	-	-
	20	-	-	-
	21	-	-	-
Section Modulus	cm³	2.74-4.88		
Motor Power	H.P.	15		
Roll Diameter	in.	Ø12.402		
Shaft Diameter	in.	Ø3.937		
Bending Speed	in./min	212		
Weight	lb.	4,938		
WxLxH	in.	59x65x83		