






















## FMS 40 TECHNICAL INFORMATION

Shape		Dimensions (in.)	min Ø (in.)	Rolls
	1	2x.2	33	A,E
	2	2x.2	47	A,E
	3	2	26	A
	4	2	35	A
	5	2	35	A
	6	60x10	31	A
	7	120x15	750	A
	8	1.38x1.38	47	A
	9	Ø1.38	35	B
	10	Ø2.75x2	47	B
	11	33.7x2.65	35	B
	12	2x1.6x.12	33	B
	13	-	-	-
	14	2.4x2.4x.12	33	B
	15	UNP60 2.4x1.2x.25	47	B
	16	UNP60 2.4x1.2x.25	47	B
	17	-	-	-
	18	-	-	-
	19	-	-	-
	20	-	-	-
	21	-	-	-
Section Modulus	cm³	-		
Motor Power	H.P.	1.5		
Roll Diameter	in.	Ø6.102		
Shaft Diameter	in.	Ø1.96		
Bending Speed	in./min	170		
Weight	lb.	881		
WxLxH	in.	35x141x55		